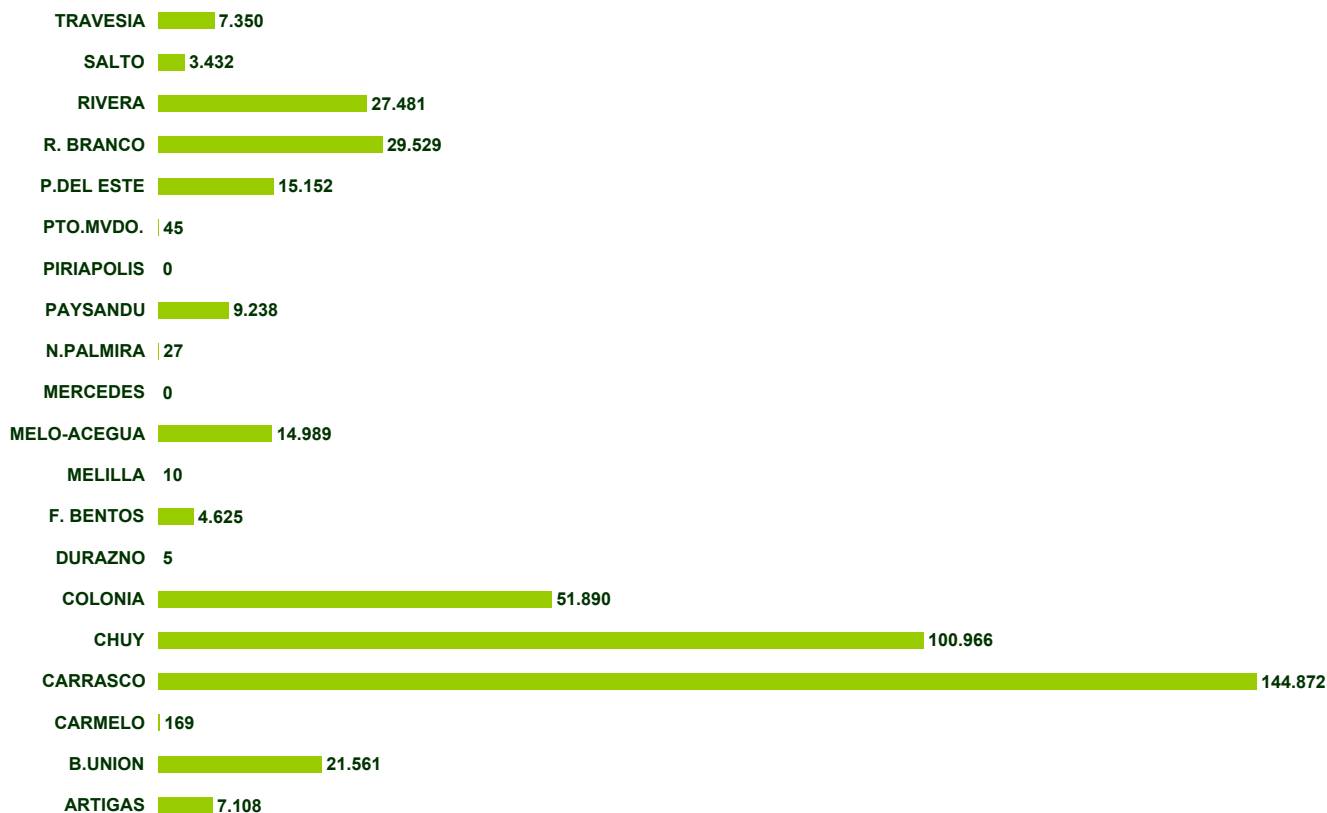


BRASILEROS INGRESADOS

CUADRO 3.01

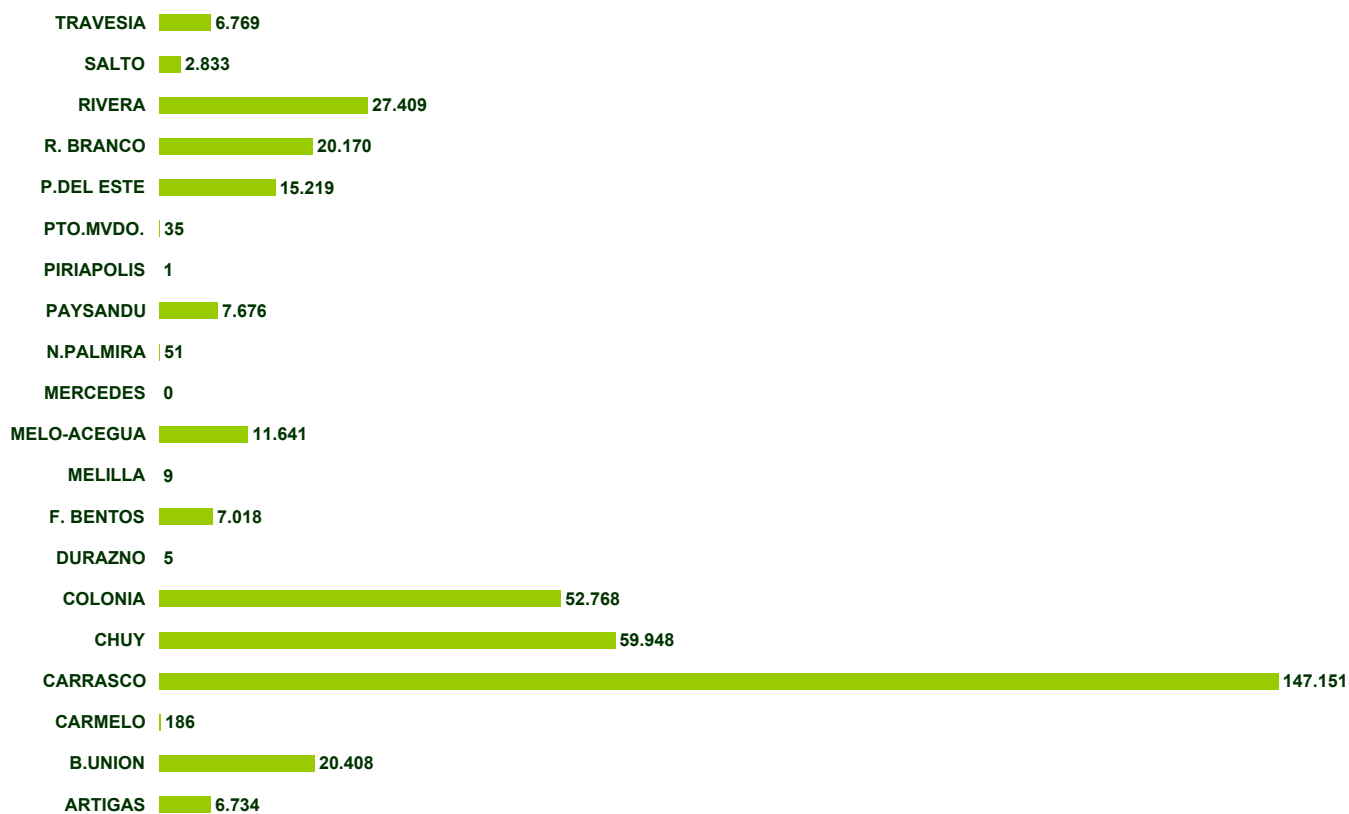
| | TOTAL | ENE | FEB | MAR | ABR | MAY | JUN | JUL | AGO | SET | OCT | NOV | DIC |
|-------------|---------|--------|--------|--------|--------|--------|--------|--------|--------|--------|--------|--------|--------|
| PUNTOS | 438.449 | 60.222 | 48.454 | 27.279 | 39.398 | 25.342 | 28.541 | 44.468 | 23.464 | 30.739 | 33.460 | 28.722 | 48.360 |
| ARTIGAS | 7.108 | 645 | 928 | 350 | 918 | 661 | 577 | 836 | 483 | 462 | 576 | 349 | 323 |
| B.UNION | 21.561 | 3132 | 3505 | 1171 | 2208 | 1240 | 1362 | 1198 | 877 | 1734 | 1819 | 1645 | 1670 |
| CARMELO | 169 | 33 | 30 | 12 | 13 | 12 | 14 | 22 | 9 | 11 | 6 | 0 | 7 |
| CARRASCO | 144.872 | 16856 | 13867 | 11097 | 12081 | 9573 | 9288 | 14360 | 9342 | 10249 | 12246 | 11981 | 13932 |
| CHUY | 100.966 | 14675 | 13911 | 5040 | 10523 | 4481 | 5893 | 9029 | 3740 | 7024 | 6895 | 4322 | 15433 |
| COLONIA | 51.890 | 9666 | 4308 | 2685 | 3403 | 3360 | 3638 | 7205 | 3573 | 3768 | 3778 | 2697 | 3809 |
| DURAZNO | 5 | 0 | 0 | 0 | 0 | 0 | 5 | 0 | 0 | 0 | 0 | 0 | 0 |
| F. BENTOS | 4.625 | 1037 | 404 | 237 | 270 | 230 | 226 | 498 | 285 | 231 | 315 | 309 | 583 |
| MELILLA | 10 | 0 | 0 | 3 | 2 | 0 | 0 | 2 | 0 | 1 | 1 | 0 | 1 |
| MELO-ACEGUA | 14.989 | 1724 | 2509 | 1092 | 1271 | 786 | 1157 | 1099 | 641 | 910 | 999 | 1043 | 1758 |
| MERCEDES | 0 | 0 | 0 | 0 | 0 | 0 | 0 | 0 | 0 | 0 | 0 | 0 | 0 |
| N.PALMIRA | 27 | 8 | 3 | 0 | 0 | 0 | 0 | 0 | 3 | 5 | 5 | 0 | 3 |
| PAYSANDU | 9.238 | 2035 | 644 | 530 | 866 | 582 | 631 | 1177 | 767 | 761 | 405 | 426 | 414 |
| PIRIAPOLIS | 0 | 0 | 0 | 0 | 0 | 0 | 0 | 0 | 0 | 0 | 0 | 0 | 0 |
| PTO.MVDO. | 45 | 9 | 1 | 0 | 7 | 9 | 2 | 2 | 1 | 0 | 4 | 3 | 7 |
| P.DEL ESTE | 15.152 | 1237 | 1422 | 927 | 1633 | 602 | 810 | 1173 | 699 | 838 | 1186 | 1839 | 2786 |
| R. BRANCO | 29.529 | 3732 | 2788 | 1686 | 2686 | 1526 | 2132 | 3313 | 1221 | 2148 | 2208 | 1906 | 4183 |
| RIVERA | 27.481 | 3206 | 2919 | 1702 | 2537 | 1612 | 2232 | 3379 | 1219 | 1976 | 2402 | 1573 | 2724 |
| SALTO | 3.432 | 664 | 486 | 248 | 368 | 274 | 227 | 243 | 201 | 146 | 179 | 180 | 216 |
| TRAVESIA | 7.350 | 1563 | 729 | 499 | 612 | 394 | 347 | 932 | 403 | 475 | 436 | 449 | 511 |



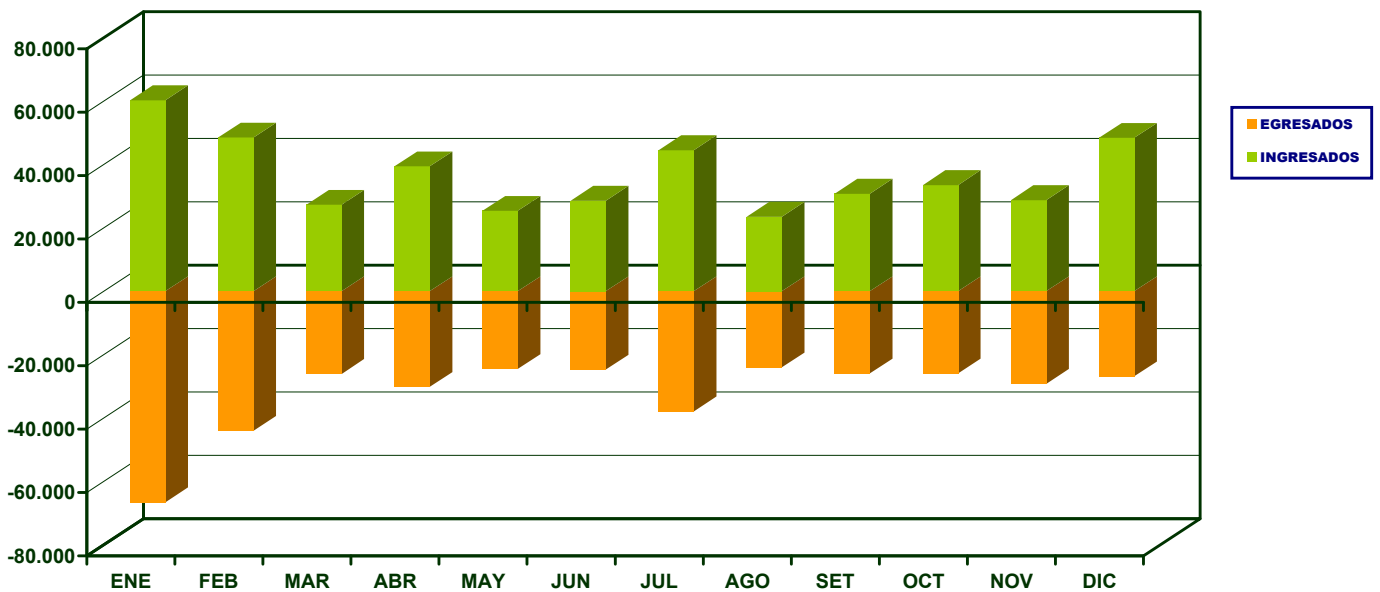
BRASILEROS EGRESADOS

CUADRO 3.02

| | TOTAL | ENE | FEB | MAR | ABR | MAY | JUN | JUL | AGO | SET | OCT | NOV | DIC |
|-------------|---------|--------|--------|--------|--------|--------|--------|--------|--------|--------|--------|--------|--------|
| PUNTOS | 386.031 | 66.588 | 44.018 | 26.117 | 30.208 | 24.518 | 24.713 | 37.893 | 24.043 | 25.958 | 25.924 | 29.215 | 26.836 |
| ARTIGAS | 6.734 | 638 | 792 | 381 | 878 | 687 | 630 | 583 | 715 | 408 | 400 | 417 | 205 |
| B.UNION | 20.408 | 2982 | 3681 | 1232 | 1978 | 1303 | 1227 | 1005 | 915 | 1608 | 1146 | 2158 | 1173 |
| CARMELO | 186 | 45 | 13 | 29 | 15 | 6 | 22 | 25 | 9 | 11 | 4 | 4 | 3 |
| CARRASCO | 147.151 | 23086 | 14142 | 11343 | 11830 | 9876 | 9103 | 13740 | 10430 | 10144 | 10500 | 12117 | 10840 |
| CHUY | 59.948 | 13880 | 9905 | 3413 | 3736 | 3194 | 3179 | 4669 | 3179 | 3699 | 3556 | 3971 | 3567 |
| COLONIA | 52.768 | 9437 | 4415 | 2853 | 3473 | 3314 | 3637 | 7286 | 3478 | 3828 | 3991 | 2732 | 4324 |
| DURAZNO | 5 | 0 | 0 | 0 | 0 | 0 | 5 | 0 | 0 | 0 | 0 | 0 | 0 |
| F. BENTOS | 7.018 | 1614 | 530 | 529 | 453 | 369 | 323 | 829 | 391 | 338 | 462 | 475 | 705 |
| MELILLA | 9 | 0 | 1 | 3 | 2 | 0 | 1 | 2 | 0 | 0 | 0 | 0 | 0 |
| MELO-ACEGUA | 11.641 | 1898 | 1964 | 1049 | 891 | 729 | 920 | 761 | 597 | 542 | 678 | 961 | 651 |
| MERCEDES | 0 | 0 | 0 | 0 | 0 | 0 | 0 | 0 | 0 | 0 | 0 | 0 | 0 |
| N.PALMIRA | 51 | 26 | 12 | 2 | 0 | 0 | 0 | 0 | 3 | 4 | 3 | 0 | 1 |
| PAYSANDU | 7.676 | 860 | 671 | 430 | 864 | 529 | 613 | 1428 | 402 | 435 | 542 | 312 | 590 |
| PIRIAPOLIS | 1 | 0 | 0 | 0 | 0 | 0 | 0 | 1 | 0 | 0 | 0 | 0 | 0 |
| PTO.MVDO. | 35 | 5 | 1 | 4 | 7 | 5 | 2 | 3 | 1 | 1 | 2 | 3 | 1 |
| P.DEL ESTE | 15.219 | 2396 | 1474 | 1059 | 1289 | 976 | 786 | 1190 | 719 | 868 | 1084 | 2044 | 1334 |
| R. BRANCO | 20.170 | 3012 | 2453 | 1296 | 1729 | 1072 | 1633 | 2215 | 1065 | 1579 | 1058 | 1692 | 1366 |
| RIVERA | 27.409 | 4902 | 2821 | 1775 | 2261 | 1766 | 2033 | 3071 | 1716 | 1940 | 1890 | 1893 | 1341 |
| SALTO | 2.833 | 418 | 407 | 250 | 323 | 261 | 217 | 296 | 84 | 101 | 113 | 118 | 245 |
| TRAVESIA | 6.769 | 1389 | 736 | 469 | 479 | 431 | 382 | 789 | 339 | 452 | 495 | 318 | 490 |



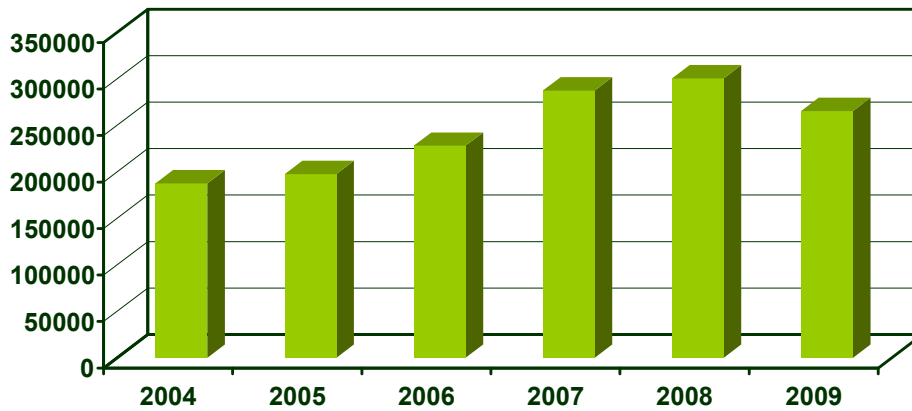
| MES | INGRESADOS | | EGRESADOS | | FLUJO TOTAL | |
|-----------|------------|-------|-----------|-------|-------------|-------|
| | (N°) | (%) | (N°) | (%) | (N°) | (%) |
| TOTAL | 438.449 | 100% | 386.031 | 100% | 824.480 | 100% |
| ENERO | 60.222 | 13,7% | 66.588 | 17,2% | 126.810 | 15,4% |
| FEBRERO | 48.454 | 11,1% | 44.018 | 11,4% | 92.472 | 11,2% |
| MARZO | 27.279 | 6,2% | 26.117 | 6,8% | 53.396 | 6,5% |
| ABRIL | 39.398 | 9,0% | 30.208 | 7,8% | 69.606 | 8,4% |
| MAYO | 25.342 | 5,8% | 24.518 | 6,4% | 49.860 | 6,0% |
| JUNIO | 28.541 | 6,5% | 24.713 | 6,4% | 53.254 | 6,5% |
| JULIO | 44.468 | 10,1% | 37.893 | 9,8% | 82.361 | 10,0% |
| AGOSTO | 23.464 | 5,4% | 24.043 | 6,2% | 47.507 | 5,8% |
| SETIEMBRE | 30.739 | 7,0% | 25.958 | 6,7% | 56.697 | 6,9% |
| OCTUBRE | 33.460 | 7,6% | 25.924 | 6,7% | 59.384 | 7,2% |
| NOVIEMBRE | 28.722 | 6,6% | 29.215 | 7,6% | 57.937 | 7,0% |
| DICIEMBRE | 48.360 | 11,0% | 26.836 | 7,0% | 75.196 | 9,1% |



**COMPARATIVA BRASILEROS INGRESADOS AL PAIS
AÑO 2004 - 2009**

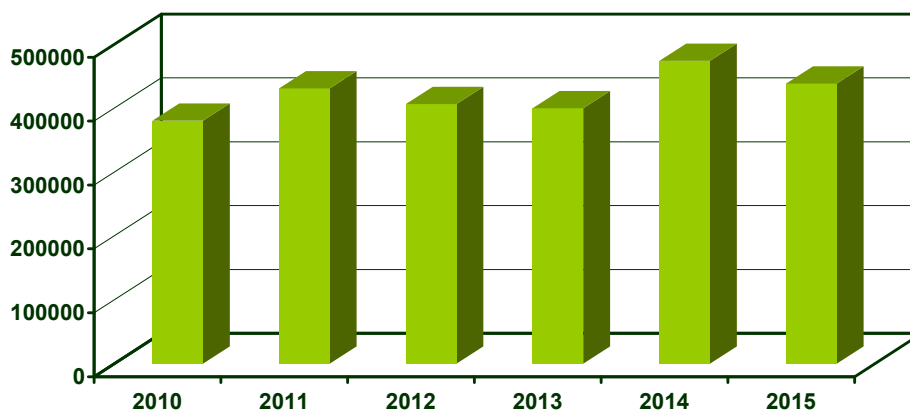
CUADRO 3.04

| AÑOS | 2004 | 2005 | 2006 | 2007 | 2008 | 2009 |
|--------------|---------|---------|---------|---------|---------|---------|
| TOTAL | 187.744 | 197.737 | 228.185 | 287.698 | 300.788 | 265.499 |



**COMPARATIVA BRASILEROS INGRESADOS AL PAIS
AÑO 2010 - 2015**

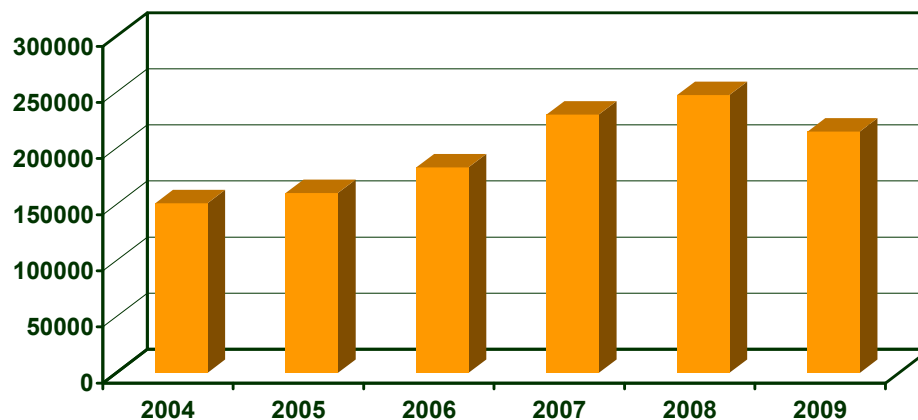
| AÑOS | 2010 | 2011 | 2012 | 2013 | 2014 | 2015 |
|--------------|---------|---------|---------|---------|---------|---------|
| TOTAL | 380.164 | 431.040 | 406.311 | 399.994 | 474.102 | 438.449 |



**COMPARATIVA BRASILEROS EGRESADOS DEL PAIS
AÑO 2004 - 2009**

CUADRO 3.05

| AÑOS | 2004 | 2005 | 2006 | 2007 | 2008 | 2009 |
|-------|---------|---------|---------|---------|---------|---------|
| TOTAL | 151.145 | 160.340 | 183.129 | 230.148 | 247.482 | 214.952 |



**COMPARATIVA BRASILEROS EGRESADOS DEL PAIS
AÑO 2010 - 2015**

| AÑOS | 2010 | 2011 | 2012 | 2013 | 2014 | 2015 |
|-------|---------|---------|---------|---------|---------|---------|
| TOTAL | 325.875 | 371.625 | 358.115 | 352.303 | 418.240 | 386.031 |

